

In the new world post Covid-19, we realise that many holiday makers will book sites with more personal facilities, so that they and their loved ones feel safe.

VRC Modular have created a range of LOW-COST shower and toilet blocks, based on their range of larger steel and insulated panel modules, with the addition of British Oak cladding. The price has been kept as low as possible to assist sites attract clients for the season.

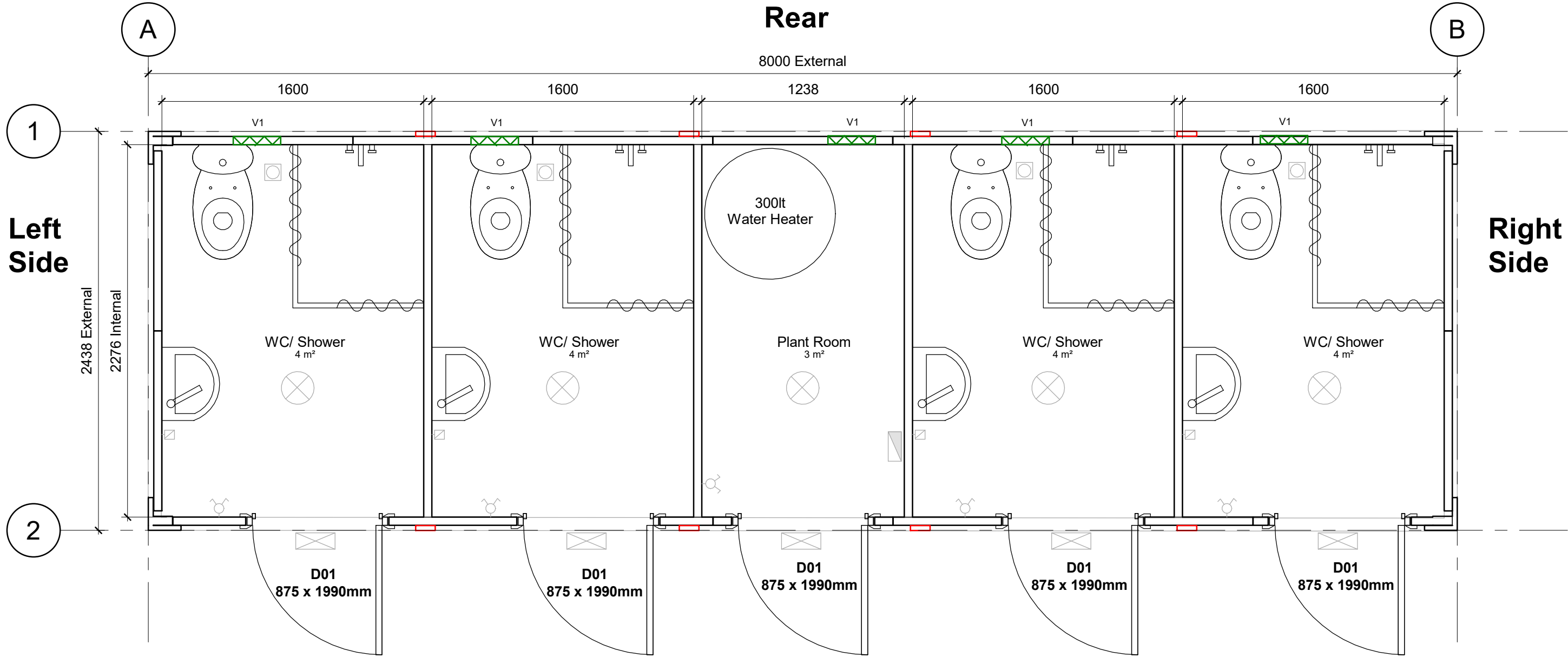
A lot of certified location sites want to... or need to have toilets and showers on site otherwise customers will not book with them. With more locations becoming certified location sites, staying ahead of the rest is even more important.

Supersite Facilities:


This module comes as an 8m x 2.4m block. The module has four combined shower and toilet facilities with a central room fitted out with a 300lt hot water tank.

These Supersite facilities are built to last, with insulated 50mm galvanised steel sandwich panels, manual extraction grills and glass shower partition. The shower curtain can be washed (we supply two per room), so making the job of cleaning between guests a breeze.

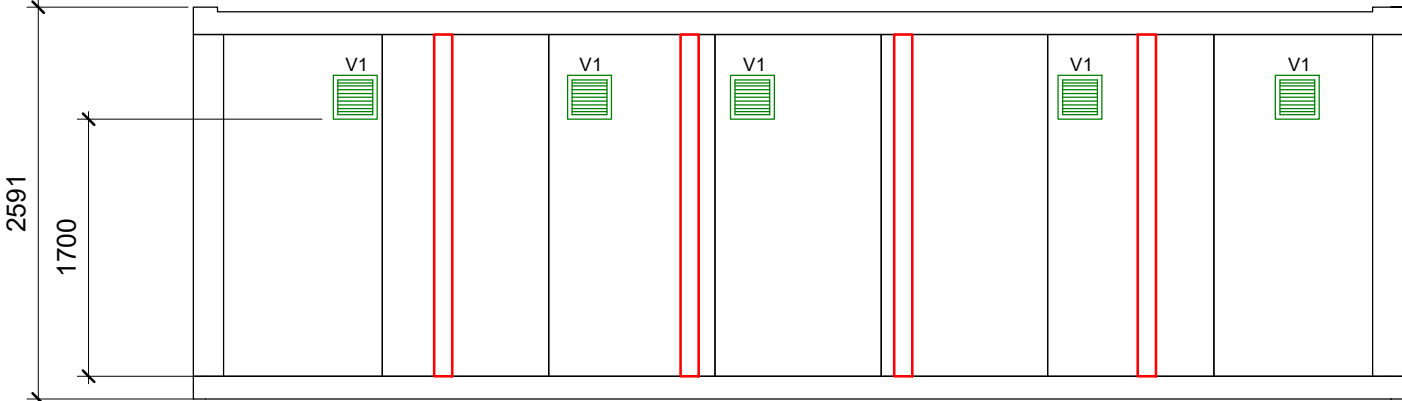
Optional extras include British Oak cladding, infrared heating, electric hand-dryers and hand sanitizer dispensers. We also provide waste-water tanks.



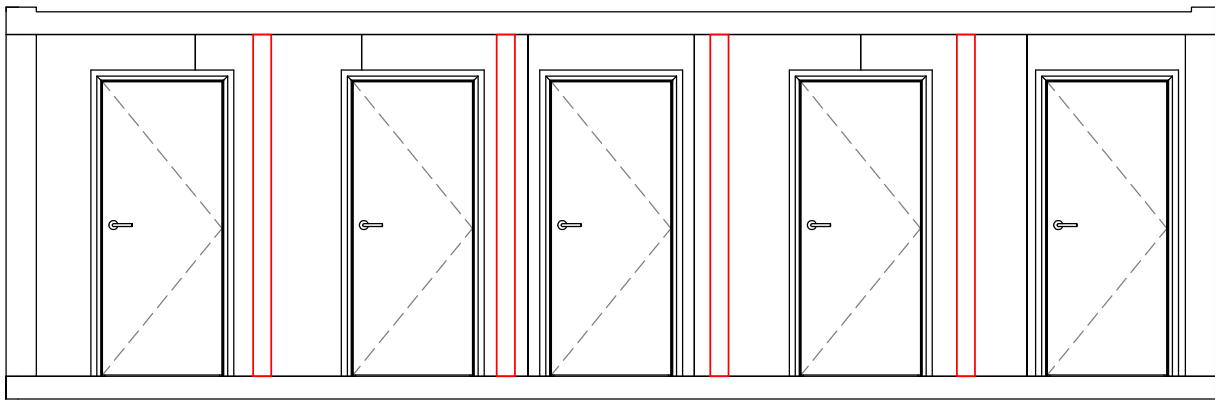
1 Floor Plan  
1 : 25




2 Left View  
1 : 50



3 Rear View  
1 : 50



4 Front View  
1 : 50



5 Right View  
1 : 50

| LEGEND:       |                                          |
|---------------|------------------------------------------|
| Floor         | 14mm Fiber Cement Board                  |
| Wall          | 50mm EPS Sandwich Panel                  |
| Interior Wall | 50mm EPS Sandwich Panel                  |
| Ceiling       | 80mm Glasswool + 50mm EPS Sandwich Panel |
| V1            | 290 x 290mm PVC Vent                     |
| D01           | 875 x 1990mm Steel Sheet Door            |
| Shower        | Glass shower partition & curtains        |
| Closet        | 650 x 355mm                              |
| Sink          | 360 x 450mm Pedestal sink and mirror     |

Door positions & external wall panel positions are shown indicative ONLY.  
Dimensions & materials specified as per survey.

Longthwaite House,  
Westley Waterless,  
Cambridgeshire,  
CB8 0RQ

Email: [mgp@vrcmodular.co.uk](mailto:mgp@vrcmodular.co.uk)  
Phone: 01223 459931

| No. | Description | Date | Client          |                                           | Drawing Title:          |                     |                |
|-----|-------------|------|-----------------|-------------------------------------------|-------------------------|---------------------|----------------|
|     |             |      | VRC Modular Ltd |                                           | Floor Plan & Elevations |                     |                |
|     |             |      | Project         | Supersite Container-<br>2.438 x 8 x 2.591 | Date:                   | 08/10/20            |                |
|     |             |      |                 |                                           | Drawn By:               | NL                  |                |
|     |             |      |                 |                                           | Scale:                  | As Indicated        | Sheet Size: A3 |
|     |             |      |                 |                                           | Chkd by:                | Rev:                |                |
|     |             |      | Status          |                                           | Quote No:               | Job No:             |                |
|     |             |      |                 |                                           |                         | Supersite Container |                |